

Scaled data based on original data using
LM-79-08 Approved Method: Electrical and Photometric Measurements of Solid-
State Lighting Products

Test Report Prepared for
Cooper Lighting Solutions
(formerly Eaton)

Brand: McGRAW-EDISON

Report Number: P946745

Luminaire Tested: **GALN-SB2B-760-U-RW**

Issue Date: 1/21/2025

Test Information

Test Method: LM-79-08
Report Number: P946745
TEST IS SCALED FROM IESNA LM-79-08 TEST DATA (G2-2411-289-19)
Test Lab: INNOVATION CENTER
Issue Date: 1/21/2025
Manufacturer: COOPER LIGHTING SOLUTIONS (FORMERLY EATON)
Product Line: McGRAW-EDISON
Catalog Number: GALN-SB2B-760-U-RW
Description: GALLEON AREA AND ROADWAY HIGH DENSITY LED LUMINAIRE
(2) 70 CRI, 5700K, 450mA LIGHTSQUARES WITH 26 LEDS EACH AND RECTANGULAR
WIDE OPTICS
Light Source: -
Ballast/Driver: -

Summary

Lumens per Lamp: N/A
Luminaire Lumens: 12268 lumens
Efficiency: N/A
Efficacy: 166.0 lumens/watt
Luminous Opening: Rectangular (W 0.5' x L: 1' x H: 0')
IES Classification: Type III - Medium
BUG Rating: B3 - U0 - G3

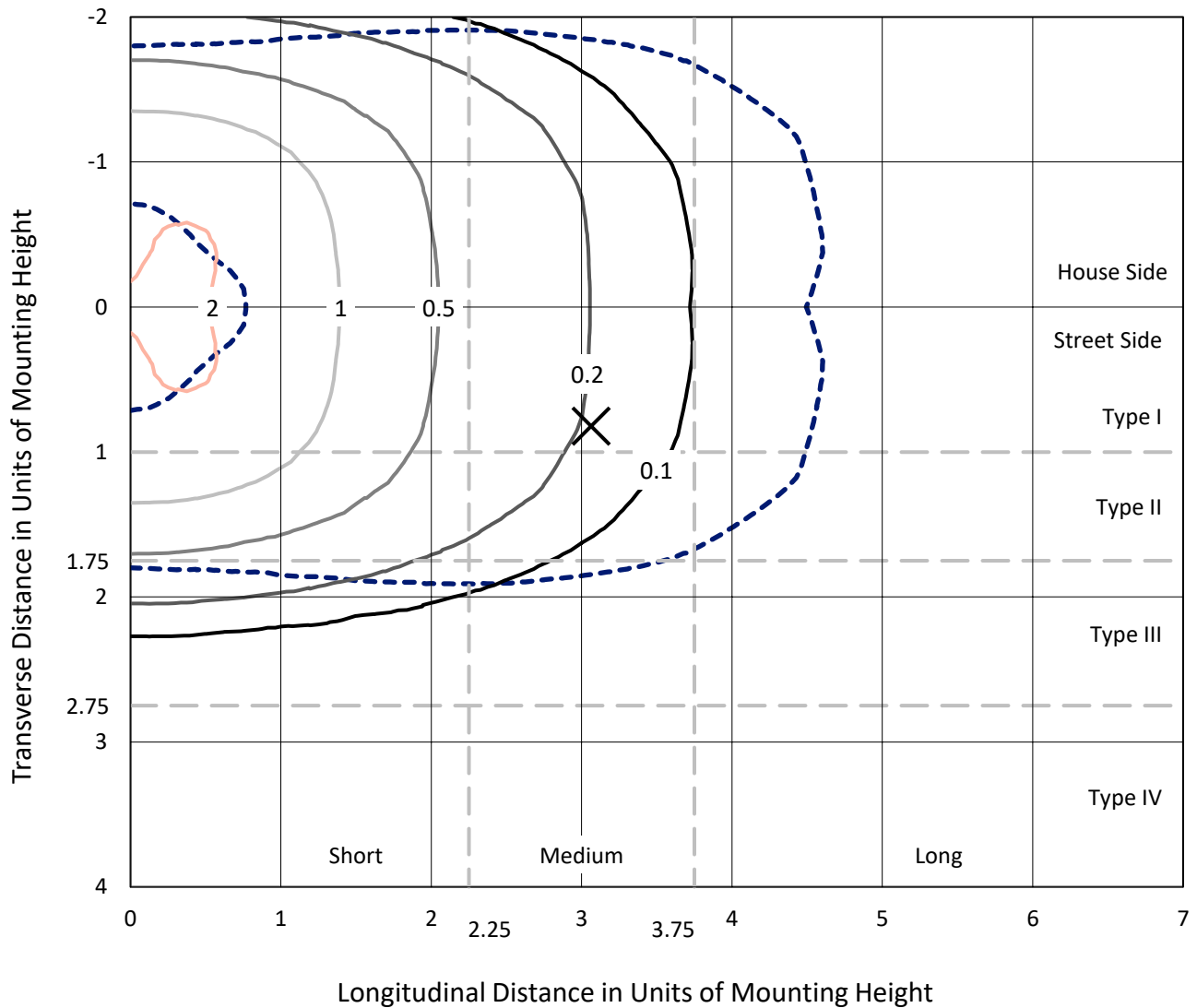
Input Watts (W): 73.9
Input Voltage (V): NR
Input Current (Ain): NR
Voltage Rise (V): NR
Power Factor: NR
Total Harmonic Distortion (THDi): NR
Frequency (hertz): 60
Stabilization Time: NR
Operation Time: NR
Ambient Temperature (°C): NR
Test Distance: 24 FT



REPORT NUMBER: P946745
 CATALOG NUMBER: GALN-SB2B-760-U-RW

Iso-Footcandle Lines of Horizontal Illumination

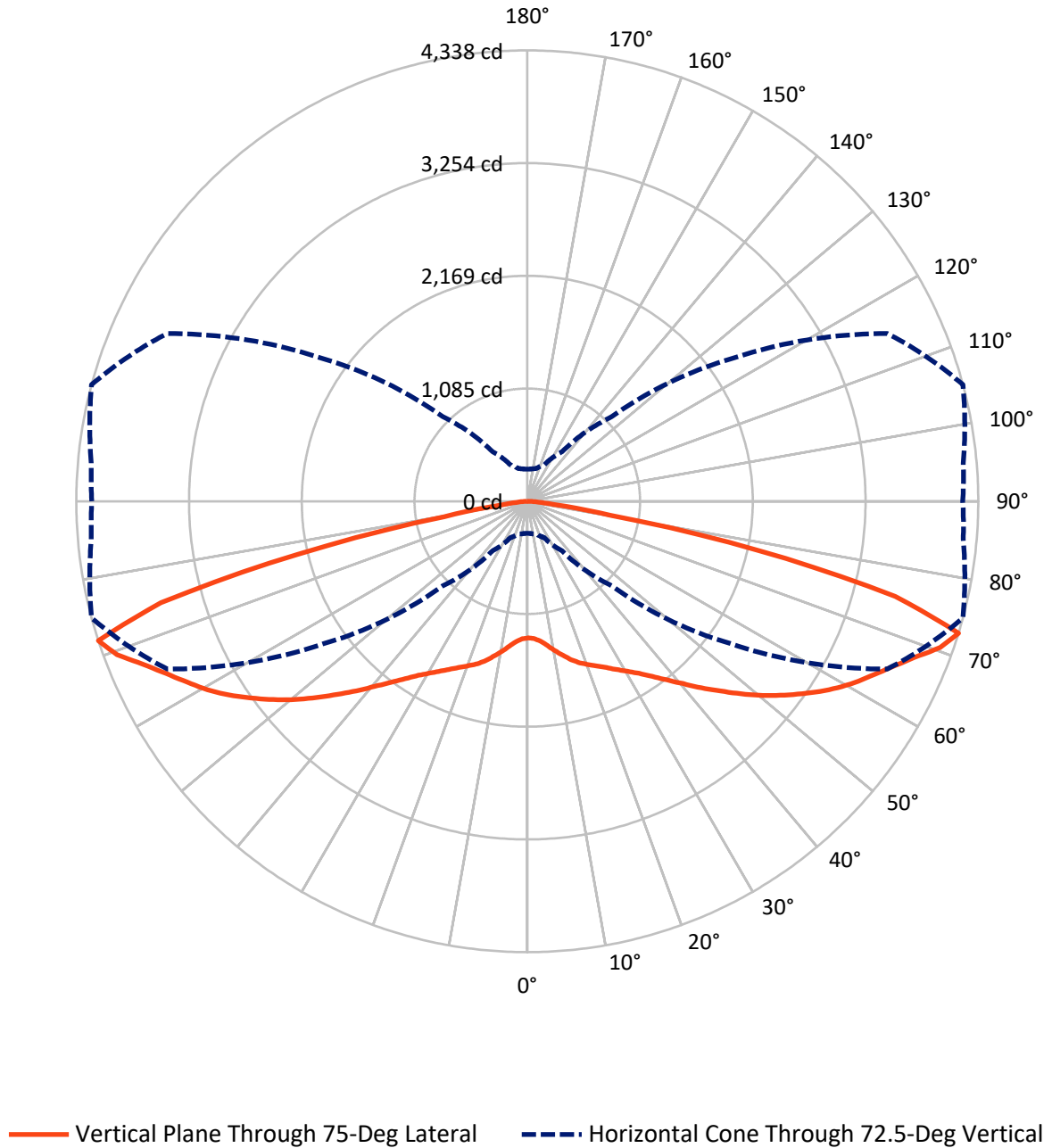
✕ Max cd
 - - - 1/2 Max cd



Based on 25 foot mounting height. Maximum calculated value = 2.3 fc
 Type III - Medium - N/A

REPORT NUMBER: P946745
CATALOG NUMBER: GALN-SB2B-760-U-RW

Luminous Intensity Polar Plot



REPORT NUMBER: P946745

CATALOG NUMBER: GALN-SB2B-760-U-RW

FLUX DISTRIBUTION:

		Downward	Upward	Total
House Side	Lumens	6134.0	0.0	6134.0
	% Fixture	50.0	0.0	50.0
Street Side	Lumens	6134.0	0.0	6134.0
	% Fixture	50.0	0.0	50.0
Total	Lumens	12268.0	0.0	12268.0
	% Fixture	100.0	0.0	100.0

ZONAL LUMENS:

Zone	Lumens	% Fixture
0°-10°	128.7	1.0
10°-20°	424.6	3.5
20°-30°	820.4	6.7
30°-40°	1385.3	11.3
40°-50°	2196.9	17.9
50°-60°	2941.4	24.0
60°-70°	2799.3	22.8
70°-80°	1460.7	11.9
80°-90°	110.6	0.9
90°-100°	0.0	0.0
100°-110°	0.0	0.0
110°-120°	0.0	0.0
120°-130°	0.0	0.0
130°-140°	0.0	0.0
140°-150°	0.0	0.0
150°-160°	0.0	0.0
160°-170°	0.0	0.0
170°-180°	0.0	0.0
0°-90°	12268.0	100.0
0°-180°	12268.0	100.0

Coefficient of Utilization



REPORT NUMBER: P946745

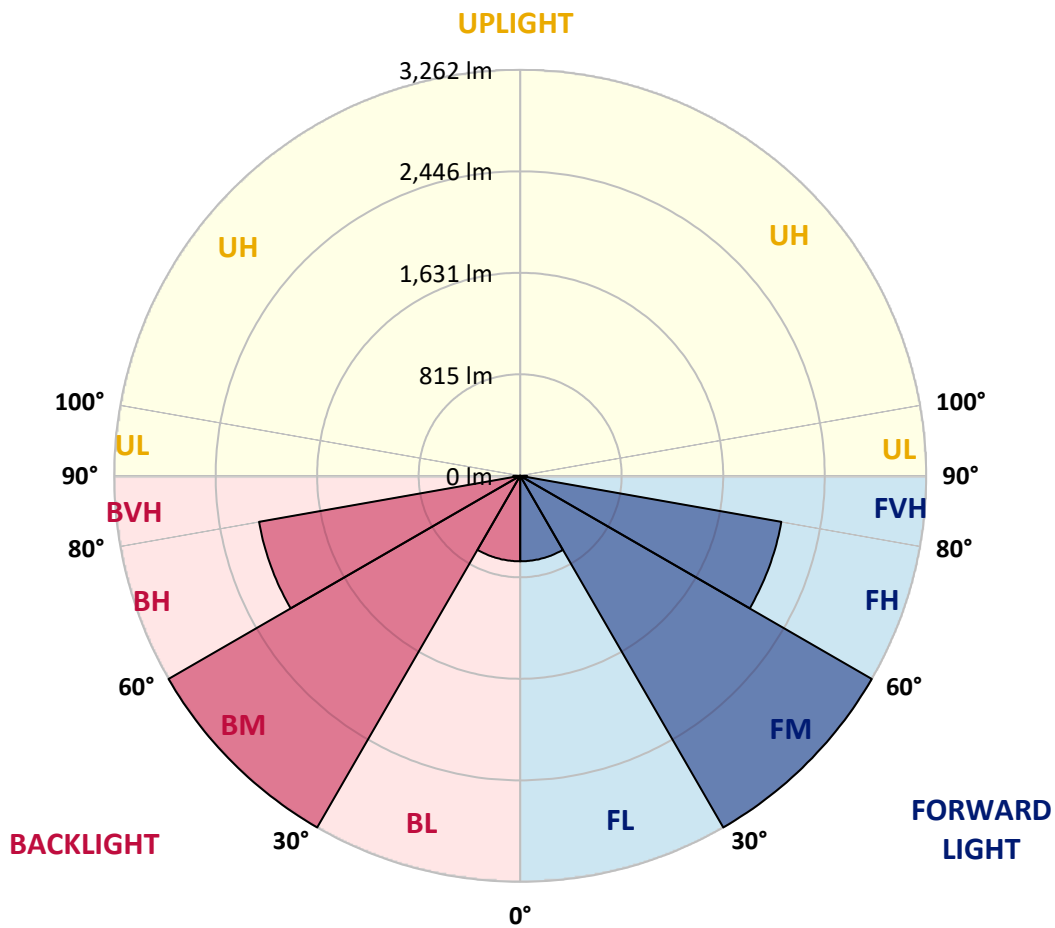
CATALOG NUMBER: GALN-SB2B-760-U-RW

LUMINAIRE CLASSIFICATION SYSTEM LUMEN TABLE AND BUG RATING:

Zone	Lumens	% Fixture	Zone Rating/Lumen Limit		
			B	U	G
FL (0°-30°)	686.9	5.6			
FM (30°-60°)	3261.8	26.6			
FH (60°-80°)	2130.0	17.4			G2/5000
FVH (80°-90°)	55.3	0.5			G1/100
BL (0°-30°)	686.9	5.6	B2/1000		
BM (30°-60°)	3261.8	26.6	B3/5000		
BH (60°-80°)	2130.0	17.4	B3/2500		G3/2500
BVH (80°-90°)	55.3	0.5			G1/100
UL (90°-100°)	0.0	0.0		U0/0	
UH (100°-180°)	0.0	0.0		U0/0	

BUG Rating: B3-U0-G3

Type III Medium



REPORT NUMBER: P946745

CATALOG NUMBER: GALN-SB2B-760-U-RW

CANDELA DISTRIBUTION (FULL):

	0°	5°	15°	25°	35°	45°	55°	65°	75°	85°
0°	1314.1	1314.1	1314.1	1314.1	1314.1	1314.1	1314.1	1314.1	1314.1	1314.1
2.5°	1314.1	1312.9	1314.1	1315.4	1314.7	1314.7	1317.9	1319.8	1323.5	1322.9
5°	1305.4	1304.7	1309.7	1315.4	1319.8	1327.3	1336.7	1343.6	1352.3	1354.2
7.5°	1301.0	1299.1	1307.9	1317.9	1331.7	1350.5	1368.6	1387.4	1402.4	1407.5
10°	1304.1	1304.7	1316.6	1335.4	1357.3	1383.6	1409.3	1441.3	1462.6	1467.6
12.5°	1318.5	1317.3	1337.3	1367.4	1397.4	1430.6	1460.7	1495.8	1518.9	1530.8
15°	1344.8	1342.3	1370.5	1415.0	1458.8	1497.6	1522.1	1555.3	1582.2	1597.2
17.5°	1376.1	1377.4	1414.3	1472.0	1529.6	1573.4	1596.6	1613.5	1634.2	1647.4
20°	1431.3	1433.8	1475.1	1543.4	1609.1	1659.3	1678.0	1671.8	1677.4	1687.4
22.5°	1505.2	1506.4	1552.8	1626.7	1695.6	1750.7	1763.2	1737.5	1721.9	1728.8
25°	1591.0	1599.1	1645.5	1721.3	1792.0	1844.7	1850.3	1811.5	1772.6	1774.5
27.5°	1695.6	1703.1	1750.1	1825.2	1897.3	1943.0	1942.4	1890.4	1833.4	1819.0
30°	1809.0	1817.1	1865.3	1943.0	2010.0	2050.1	2041.3	1979.3	1897.9	1871.0
32.5°	1943.6	1948.6	1997.5	2075.2	2137.2	2169.1	2151.0	2074.5	1973.1	1942.4
35°	2106.5	2114.0	2150.3	2223.6	2278.1	2304.4	2273.7	2183.5	2069.5	2035.1
37.5°	2292.5	2287.5	2328.8	2394.0	2439.1	2455.4	2413.4	2306.3	2179.8	2139.1
40°	2486.7	2484.2	2529.3	2591.9	2616.3	2626.4	2564.4	2447.2	2306.9	2263.1
42.5°	2662.7	2660.8	2721.6	2791.1	2820.5	2809.3	2731.0	2596.9	2454.1	2404.0
45°	2803.6	2801.1	2875.7	2973.4	3031.0	3012.2	2907.0	2762.3	2603.2	2551.2
47.5°	2912.0	2913.2	2993.4	3114.3	3215.2	3222.0	3086.7	2930.8	2767.3	2708.4
50°	2990.3	2994.0	3079.9	3213.9	3351.7	3412.5	3270.3	3103.7	2937.0	2870.6
52.5°	3009.7	3016.6	3119.9	3277.2	3439.4	3555.3	3456.9	3269.6	3098.0	3034.8
55°	2906.4	2920.1	3051.0	3272.2	3493.3	3649.2	3621.0	3438.1	3260.3	3195.1
57.5°	2669.0	2688.4	2841.2	3130.0	3481.4	3713.7	3748.2	3599.7	3422.5	3359.8
60°	2336.4	2359.5	2506.1	2821.2	3313.5	3737.5	3837.8	3757.0	3571.6	3510.8
62.5°	1834.6	1864.7	2040.1	2409.6	2959.0	3626.7	3914.2	3899.1	3705.6	3629.8
65°	1176.9	1208.9	1393.7	1830.3	2486.1	3287.2	3938.0	4037.6	3847.2	3741.3
67.5°	709.7	724.1	815.5	1109.3	1817.1	2775.4	3736.3	4191.0	4012.5	3881.0
70°	454.1	462.3	516.8	651.4	1027.2	2025.1	3236.4	4219.8	4213.0	4024.4
72.5°	308.2	310.7	325.1	385.8	581.3	1150.6	2387.1	3820.2	4338.2	4209.2
75°	225.5	239.3	262.4	273.1	330.1	575.0	1368.0	2684.0	3656.1	3712.5
77.5°	167.9	168.5	200.4	213.0	235.5	306.3	578.8	1498.3	2270.0	2383.3
80°	142.2	134.7	134.0	171.6	177.3	191.0	258.7	517.4	813.0	493.0
82.5°	118.4	110.2	99.6	134.0	120.9	117.1	112.1	210.5	258.7	127.2
85°	82.7	78.9	75.2	87.7	68.9	58.9	53.9	98.3	109.0	53.9
87.5°	35.7	37.0	37.6	38.8	28.8	20.7	20.7	27.6	27.6	21.3
90°	0.0	0.0	0.0	0.0	0.0	0.0	0.0	0.0	0.0	0.0

(END C

90°
1314.1
1322.3
1354.2
1408.7
1472.6
1535.9
1602.9
1653.6
1695.0
1733.8
1777.6
1823.4
1874.1
1949.9
2040.1
2146.6
2277.5
2416.5
2563.1
2726.0
2890.7
3051.0
3213.3
3374.3
3524.0
3638.6
3754.5
3891.0
4023.2
4189.2
3575.9
2125.9
372.7
108.4
47.6
15.7
0.0

OF REPORT)